NORTH

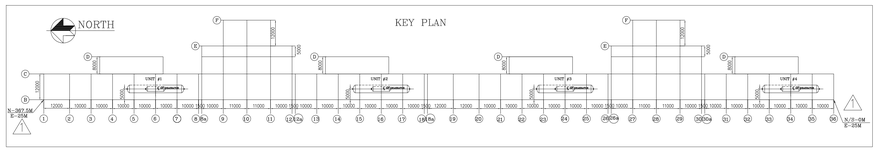

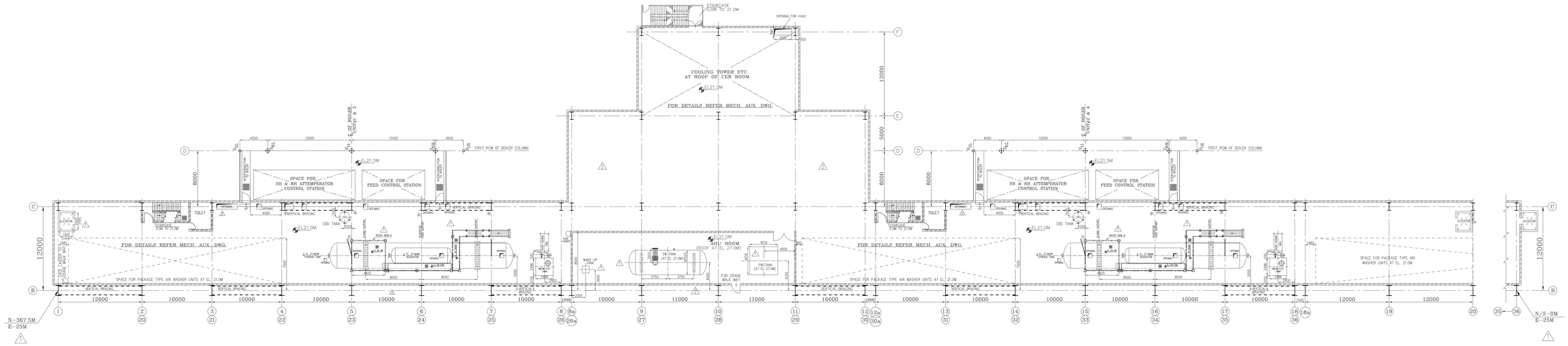

PLAN AT 21.0M/21.8M/27.0M

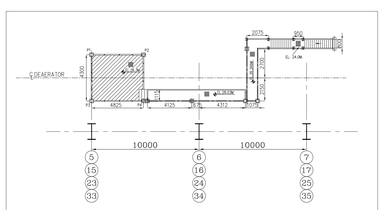

PLATFORM SHADED & STUB COLUMNS P1, P2, P3 & P4 TO BE PROVIDED BY PEM-CIVIL.

VIEW-A

LEGENDS:-

- CHEQUERED PLATE FLOORING
- REMOVABLE CHEQUERED PLATE
- GRATED FLOORING
- REMOVABLE GRATING
- CONCRETE BLOCK
- CUT OUTS
- HAND RAILING
- PARAPET WALL
- GLASS PARTITION
- BRICK WALL

NOTES:-

1. ALL DIMENSIONS ARE IN MM & ELEVATIONS IN METRES UNLESS STATED OTHERWISE.
2. ALL ELEVATIONS ARE REFERRED TO POWER HOUSE FINISHED GROUND FLOOR ELEVATION 0.0M.
3. FOR LOADING OF EQUIPMENTS, RESPECTIVE EQUIPMENT DWG. SHOULD BE REFERRED.
4. FOR TG COLs & FLOOR FRAMING REFER CIVIL DRGs SEPARATELY.
5. ALL CIVIL DETAILS SUCH AS DOORS/WALLS/CLADINGS/OPENINGS/TOILETS/STAIRCASES ETC. ARE INDICATIVE ONLY & FOR EXACT DETAILS REFER CIVIL/ARCHITECTURE DRAWINGS.
6. COLUMNS MARKED * TO BE RAISED UPTO EL.33.0M FOR PROVIDING FRAMING OVER DEAERATOR (FOR POWER CYCLE PIPING IN BC BAY) AND SUPPORTING STRUCTURE (FOR CRITICAL PIPING IN CD BAY)
7. ALL THE OPENINGS AT EL.21.0M FLOOR TO BE PROVIDED WITH CURB WALL, TO PREVENT WATER INGRESS.
8. FLOOR OPENINGS AND HATCHES ON C ROW ARE PROVIDED FOR POWER CYCLE PIPING.

REFERENCE DRGS:-

1.	T.G. HALL EQUIPMENT LAYOUT PLAN AT GROUND (0.0M) FLOOR	PE-DG-411-100-M003
2.	T.G. HALL EQUIPMENT LAYOUT PLAN AT MEZZANINE (9.0M) FLOOR	PE-DG-411-100-M004
3.	T.G. HALL EQUIPMENT LAYOUT PLAN AT OPERATING (15.5M) FLOOR	PE-DG-411-100-M005
4.	CROSS - SECTION OF T.G. BUILDING	PE-DG-411-100-M007

REV	DATE	ALTD	CHD	APPD
02	07.11.15	GS	LKJ	JJ

1. NOTE No. 8 ADDED.
2. SOOT BLOWER MCC MOVED TO MAIN SWITCHGEAR ROOM AT EL. 11.5M.
3. VERTICAL BRACINGS OF CCR BUILDING UPDATED AS PER CIVIL DRG.

DRAWING REVISED AS MARKED WITH △2

REV	DATE	ALTD	CHD	APPD
01	13.08.15	GS	LKJ	JJ

1. DRG. REVISED CONSIDERING DESEIN COMMENTS VIDE LETTER No. D-0413/VC-20/BHEL(PEM)/127 DTD 03.06.15 & FURTHER COMMUNICATIONS FOR RESOLUTION.
2. DRAWING REVISED AS MARKED △1.

CUSTOMER: TELANGANA STATE POWER GENERATION CO. LTD.

CUSTOMER'S CONSULTANT: DESEIN PRIVATE LIMITED

JOB No. 411

STATUS CONTRACT

DISTRIBUTION

TO								
No.OFT								

BHADRADRI TPS, UNITS # 1 TO 4 (4X270 MW), MANUGURU, KHAMMAM DISTRICT

BHARAT HEAVY ELECTRICALS LTD
POWER SECTOR
PROJECT ENGINEERING MANAGEMENT
NOIDA

DEPT CODE		NAME	SIGN	DATE
M	DRN	RK/GS		19.05.2015
	DESN	RK/GS		19.05.2015
	CHD	LKJ/SPV		19.05.2015
	APPD	JJ		19.05.2015

TITLE: T.G. HALL EQUIPMENT LAYOUT PLAN AT MISC FLOOR ABOVE OPERATING FLOOR (21.0M/21.8M/27M) IN BC BAY

MPL	C	MSE	I	MAX	E	DEPT.
						SIGN
						DATE

SCALE 1:200

DRAWING No. PE-DG-411-100-M006

SHEET 1 OF 1 REV 02

SIZE-A0

COPY RIGHT AND CONFIDENTIAL
The information on this document is the property of BHARAT HEAVY ELECTRICALS LIMITED
it must not be used directly or indirectly in any way detrimental to the interest of the Company.

COMPUTER FILE NAME: 411_100_M006_R01